

MIG-V2 series

Video Seamless Switcher

Brief

High performance video switcher host MIG-V2 adopts advanced internal 12 bit algorithm, and it makes image clearer, more delicate and colorful. It ensures the output signal synchronization and reducibility as well. Single host supports one channel output, it can support 1920*1080 pixels, and it supports a multi screen preview display. The input terminal has built-in video matrix, standard configuration supports 8 inputs (optional), maximum number of inputs can be extended to 12, and it can achieve the synchronization lock of input signals to ensure the sync output of signal.



MIG-V2 host works with console control MIG-H2/MIG-H1, it can achieve fade switching between 4 layers in program and 4 layers in preview. It can achieve big size LED screen splicing display, multi images switching, multi scene switching, backup function. It has been widely used in automobile exhibition, convention, product release conference, stage performance and so on.

MIG-V2 host adopts large capacity of FPGA array and high speed digital bus matrix as the basic hardware frame, for each kind of input signal, internal process adopts RGB 24 bits/60Hz, meanwhile with built in high performance compression engine, supports seamless splicing of multi screen output, making the output images clearer, smooth, no delay.

MIG-V2 host supports multi signal inputs, including DVI, VGA, HDMI, SDI, it can achieve input signal EDID management. All series products are equipped with after-sale service module, and it support USB upgrade and network control. It is very convenient for technical support and after sales maintenance.

Main characteristics

one main output, one multi-preview output

Built-in video matrix, maximum support 12 mixed video inputs
customized DVI input resolution

Support fade-in and fade-out

Single running 1920*1080

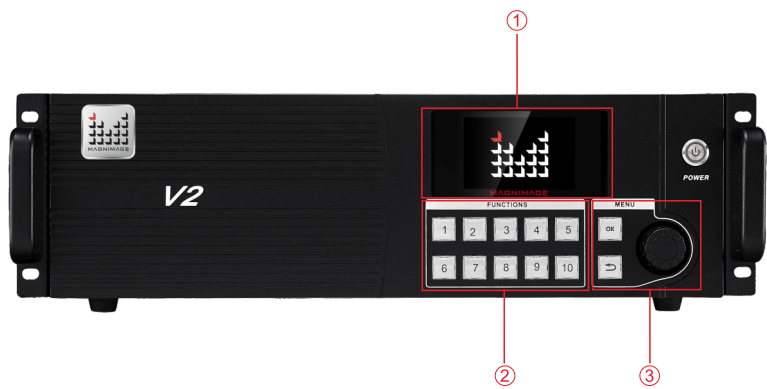
The main output support 4 layers and 1 HD background

Support Screen shots and chroma key

Support synchronization and multi-machine cascade

Simple, practical and easy operate

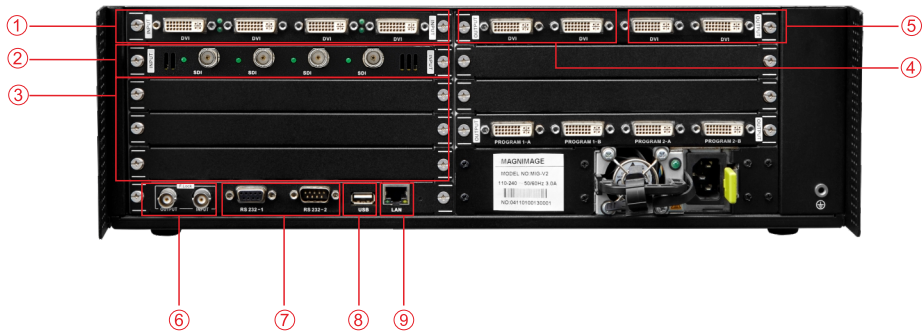
Front and rear panel introduction



1--Display screen:
It indicates the working condition of current host
and browse input information, electrical conditions.

2--Function keys:
In given menu interface, achieve specified function.

3--Menu keys:
Browse or set menu content, including the
confirmation key, return key and quick button.

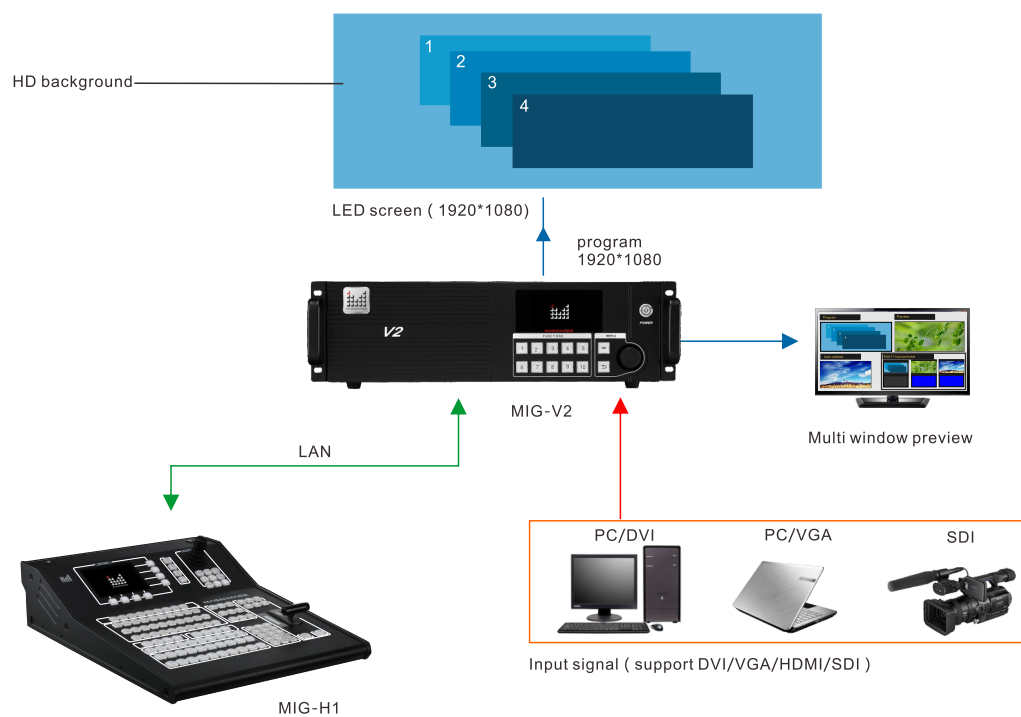
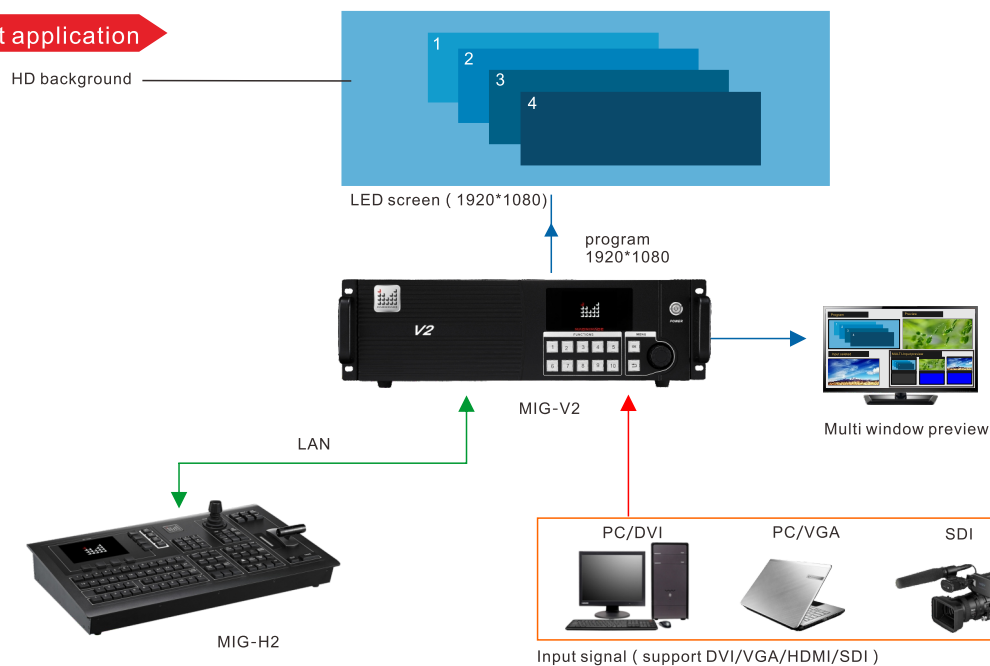


1--4×DVI input
2--4×SDI input
3--E.M. input plugs

4--Program output
5--multi window preview output
6--Frame lock plugs

7--RS 232 plugs
8--USB for software upgrade
9--LAN

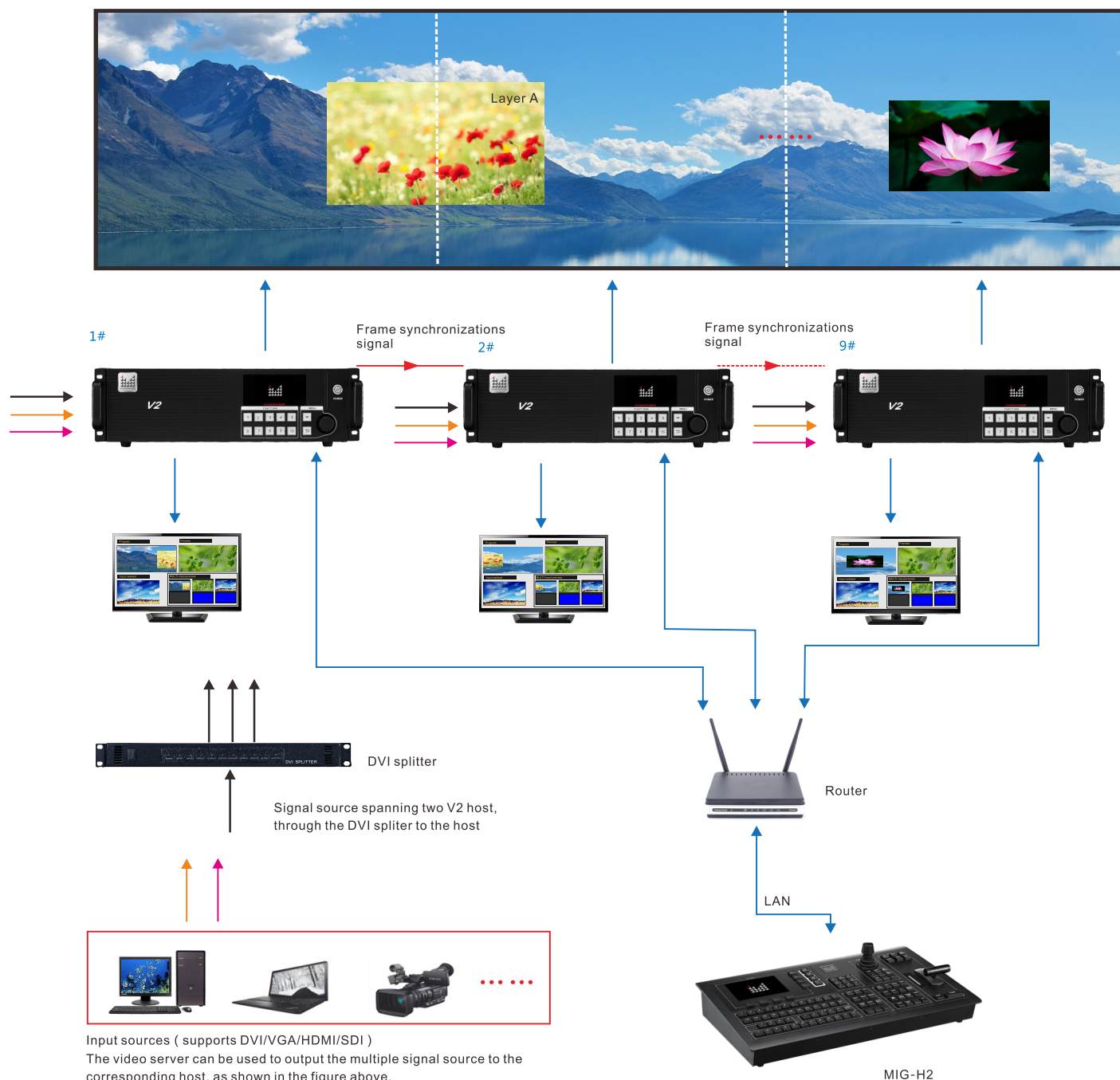
Single host application



Single host application

Single host application: single machine can supports 4 layers and one HD background image simultaneously and support real time preview input signal source via multi screen preview output.

Multi host splicing



Multi host splicing

To connect each signal source to corresponding V2 host, when there is layer that strides across two V2 hosts, take layer A for example, use a video splitter to connect signal A to two hosts respectively; group the hosts as required.

1. Correct the program output position, splice multi host program output together.
2. Choose hosts independently, edit scenes separately.
3. Multi host scenes synchronous saving.

Multi host template synchronous saving and loading, easy to achieve multi scenes seamless switch.

Technical parameters

Inputs

Type	ports	Quantity	Resolution specification
MIG-V-INVGA	VGA	4	VESA
MIG-V-INDVI	DVI	4	VESA
MIG-V-INSDI	SDI	4	480i、576i、720p、1080i/p(3G SDI)
MIG-V-INHDMI	HDMI	4	EIA/CEA-861 , HDMI-1.3
MIG-V-INSDIVGA	SDI、VGA	SDI×2、VGA×2	SDI support 480i、576i、720p、1080i/p(3G SDI) VGA support VESA

Outputs

Type	ports	Quantity	Resolution specification
Program output	DVI	1×2	1920×1080/60Hz
Preview output	DVI	1×2	1920×1080/60Hz

Note: 2*2 indicates two groups of DVI port, two of each group images are same.

Host specification

Power supply	100-240V AC 50/60Hz
Power consumption	160W
Operation temperature	0~45℃
Product dimension (L x W x H)	482.6×371.0×133.0mm
N.W.	12.6kg

MIG-V2 series products type

Host type	Input port type
MIG-V2-A	4×DVI、4×SDI、one extended input card
MIG-V2-B	8×DVI、one extended input card
MIG-V2-C	4×DVI、4×VGA、one extended input card
MIG-V2-D	4×DVI、4×HDMI、
MIG-V2-E	4×DVI、2×VGA、2×SDI、

Extended input card

Extended input card type	Instruction
MIG-V-DVI	4×DVI input
MIG-V-VGA	4×VGA input
MIG-V-HDMI	4×HDMI input
MIG-V-SDI	4×SDI input
MIG-V-SDIVGA	2×SDI、2×VGA input

Including accessories

Provided accessories:

Instruction manual ×1
Power cable ×1
DVI cable ×2
Certificate ×1
USB disk ×1

SHENZHEN MAGNIMAGE TECHNOLOGY CO.,Ltd

Add:8F, Bld.F5,TCL International E City, #1001 Zhongshan
Park Road, Nanshan District, Shenzhen City, China
Tel : +86-755-8664 7651 Fax : +86-755-8664 7650